

Oil & natural gas extraction data

Richard Heede
 Climate Mitigation Services
 File started: 11 January 2005
 Last modified: August 2011

Copyright Climate Mitigation Services

OAO LUKOIL, Russian Federation

www.lukoil.com Moscow

yellow column
 indicates
 original
 reported units

Investor-
 owned

Production / Extraction data

Year

Year	Crude Oil & NGL			Natural Gas			other	
	Net production Million tonnes/yr	Net production Million bbl/yr	Net production Million bbl/yr	Net production Million SCM/d	Net production Bcf/yr	Net production Bcf/yr	Production Million tonnes/yr	Production Million SCM/yr

Lukoil; 14.1% SOE

Crude oil output, th. tons

	2003	2004	2005	2006	2007	2008
LUKOIL Group output, including:	80,226	86,200	90,064	95,235	96,645	95,240
Subsidiary companies	76,072	82,408	86,098	91,537	94,147	92,846
Share in affiliated companies	4,154	3,792	3,966	3,698	2,498	2,394
Russia, including:	77,357	82,720	86,278	89,561	91,100	89,945
Subsidiary companies	74,992	81,039	84,180	87,930	90,735	89,646
Share in affiliated companies	2,365	1,681	2,098	1,631	365	299
International projects, including:	2,869	3,480	3,786	5,674	5,545	5,295
Subsidiary companies	1,080	1,369	2,918	3,607	3,412	3,200
Share in affiliated companies	1,789	2,111	1,868	2,067	2,133	2,095
LUKOIL Group output, th. bpd*	1,622	1,738	1,820	1,926	1,953	1,921

Lukoil "Operating Highlights" at www.lukoil.com



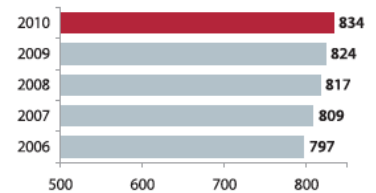
Gas production, mcm

	2003	2004	2005	2006	2007	2008
LUKOIL Group output, including:	5,664	6,473	7,569	15,967	16,397	19,437
Subsidiary companies	5,411	6,213	7,267	15,667	16,114	19,114
Share in affiliated companies	253	260	302	300	283	323
Russia, including:	4,713	4,982	5,734	14,057	13,689	14,200
Subsidiary companies	4,630	4,940	5,659	13,979	13,651	14,166
Share in affiliated companies	83	42	75	78	38	34
International projects, including:	951	1,491	1,835	1,910	2,708	5,237
Subsidiary companies	781	1,273	1,608	1,688	2,463	4,948
Share in affiliated companies	170	218	227	222	245	289
LUKOIL Group output, th. boe per day**	91	104	122	257	264	313
LUKOIL Group output available for sale, th. boe per day	61	79	91	219	225	273

Lukoil "Operating Highlights" at www.lukoil.com

1 SCM =	35.315	cubic feet
1 tonne oil	7.330	bbl
bcm-	35.315	bcf

HYDROCARBON PRODUCTION, million boe

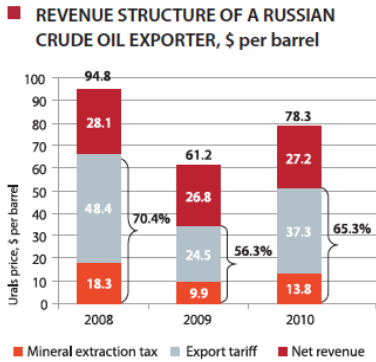


LUKOIL Annual Report 2010, page 5.

Year	OGJ100	OGJ100	OGJ100	OGJ100	OGJ100	OGJ100
1996	430.7	430.7	OGJ	no data	no data	Lukoil data 1999-2008
1997	438.0	438.0	OGJ	119	119.0	OGJ
1998	468.7	468.7	OGJ	0.37	134.7	OGJ
1999	75.59	606.2	AR	10.60	166	AR 2000
2000	77.74	569.5	AR	12.80	165.0	AR 2001
2001	78.24	569.5	AR	13.50	174.0	AR 2000
2002	79.85	564.1	AR	13.60	175.3	AR 2001
2003	80.23	592.3	AR	15.52	126	AR 2000
2004	86.20	634.4	AR	17.73	173	AR 2001
2005	90.06	664.3	AR	20.74	199	AR 2000
2006	95.24	703.1	AR	43.75	481	AR 2001
2007	96.65	713.0	AR	44.92	341	AR 2000
2008	95.24	702.9	AR	53.25	601	AR 2001
2009	97.62	719.6	AR	14.90	526	AR 2000
2010	95.92	708.1	AR	18.55	655	AR 2001

Lukoil AnnRpt	Lukoil AnnRpt	Lukoil AnnRpt
petroleum	natural gas	
million tonnes/yr	million SCM/yr	Bcf/yr
80.2	5,664	200.0
86.2	6,473	228.6
90.1	7,569	267.3
95.2	15,967	563.9
96.6	16,397	579.1
95.2	19,437	686.4

Total		9,084	9,023		4,611
--------------	--	--------------	--------------	--	--------------



LUKOIL Annual Report 2010, page 14.



Operating regions

Annual report 2010



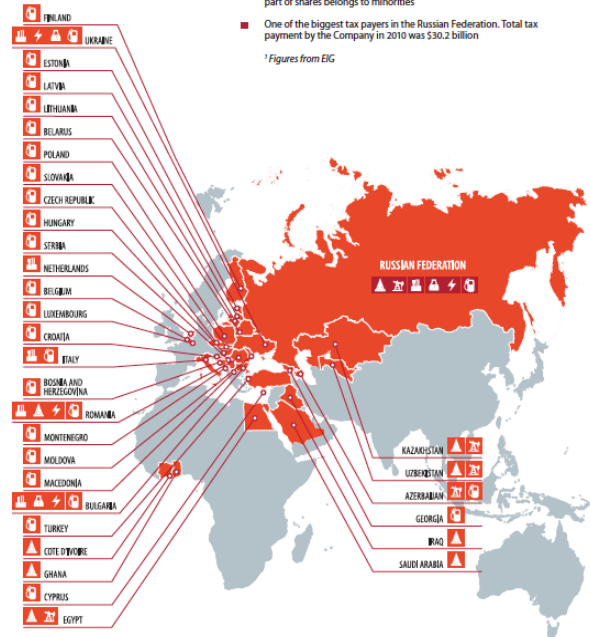
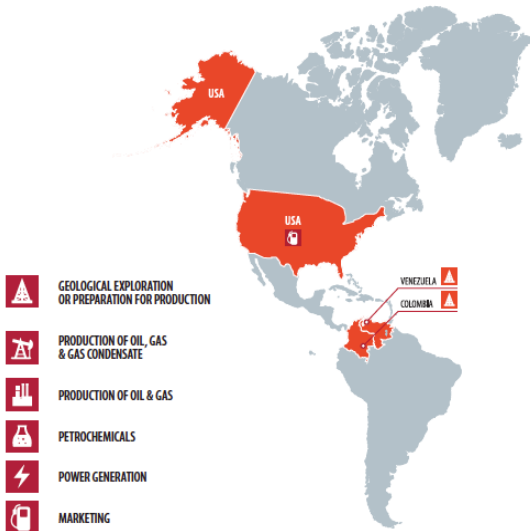
LUKOIL IN THE WORLD

LUKOIL IS A MAJOR INTERNATIONAL VERTICALLY-INTEGRATED OIL & GAS COMPANY, ACCOUNTING FOR 2.2% OF GLOBAL OUTPUT OF CRUDE OIL

The strong position, which the Company enjoys today, is the fruit of 20 years work to expand the reserve base, increasing business scale by seeking out and executing strategic transactions.

- 2.2% of global production of crude oil¹
- 17.8% of Russian crude oil production and 18.2% of Russian crude oil refining
- One of the biggest Russian oil business groups with \$100 billion revenue and net income in excess of \$9 billion
- A leader among Russian companies by information openness and transparency. The first Russian company to obtain full listing for its shares on the London Stock Exchange
- The only privately owned Russian oil company, in which the largest part of shares belongs to minorities
- One of the biggest tax payers in the Russian Federation. Total tax payment by the Company in 2010 was \$30.2 billion

¹ Figures from EIC



Lukoil Annual report 2010, page 6.

Cell: I9**Comment:** Rick Heede:

By the resolution of the USSR Council of Ministers No.18 of November 25, 1991, a state-owned oil concern "LangepasUraikogalymneft" (LUKOIL) was set up. An open joint stock company "OAO "LUKOIL" Oil Company" was founded in accordance with the Decree No.1403 dated November 17, 1992 of the RF and by the Resolution of the RF Government No.229 of April 5, 1993. The Consolidated Privatization Plan was approved and first issue of LUKOIL shares was registered. www.lukoil.com/history
 Also see: Gorst, Isabel (2007) Lukoil: Russia's Largest Oil Company, Financial Times of London, Baker Institute for Public Policy, Rice Univ., 42 pp.

Cell: M9**Comment:** Rick Heede:

Privately owned, whose share capital is dominated by minority shareholders. LUKOIL Factbook 2010, page 18.
 Lukoil was 14.1 percent state-owned in the early 2000s (Energy Intelligence 2002, p. 167.)

Cell: D11**Comment:** Rick Heede:

On this worksheet we report extractive data for each company or state-owned enterprise. Three columns under crude oil and natural gas allow for data reported in one of three formats (e.g., thousand barrels per day, or million barrels per year, or million tonnes per year). Coal is normally reported in U.S. or metric tonnes per year.

Note: the carbon content of the extracted resources is adjusted by a number of factors before emissions estimates are made in the worksheet 1 to the left. Most important is the subtraction of the fraction typically sequestered in petrochemicals and other non-combusted uses such as road oils, waxes, lubricants, greases, etc. See the comment for each extracted resource for detailed discussions of the combusted vs sequestered fractions.

Cell: D12**Comment:** Rick Heede:

Total net worldwide crude oil plus natural gas liquids produced by each company or state-owned enterprise. Where data is available, we list gross production (before royalty production is netted out). More often, however, oil companies report production net of royalty production.
 Crude production includes natural gas liquids (NGL) unless noted.

Cell: H12**Comment:** Rick Heede:

Natural gas is typically reported as dry gas; natural gas liquids are reported under crude oil.
 Carbon dioxide is normally removed from the gas flow at the production site (see "Vented Carbon Dioxide").
 "SCM/d" = standard cubic meters per day. "cf/d" = cubic feet per day.

Cell: F15**Comment:** Rick Heede:

Lukoil was 14.1 percent state-owned in the early 2000s (Energy Intelligence 2002, p. 167.)

Cell: B57**Comment:** Rick Heede:

Lukoil.com By the resolution of the USSR Council of Ministers No.18 of November 25, 1991, a state-owned oil concern "LangepasUraikogalymneft" (LUKOIL) was set up. An open joint stock company "OAO "LUKOIL" Oil Company" was founded in accordance with the Decree No.1403 dated November 17, 1992 of the RF and by the Resolution of the RF Government No.229 of April 5, 1993. The Consolidated Privatization Plan was approved and first issue of LUKOIL shares was registered.

Cell: B58**Comment:** Rick Heede:

Lukoil.com 1992 • There is a Presidential Edict ?1403, issued on November 17, 1992, "Peculiarities of privatization and reorganization of state enterprises, production and science-production associations of oil and oil refining industry and petroleum products marketing enterprises into joint stock companies". LUKOIL's share capital is shaped in conformity with the given Edict.

Cell: B59**Comment:** Rick Heede:

Lukoil.com 1993 • An open joint stock company "OAO "LUKOIL" Oil Company" was founded in accordance with the Decree No.1403 dated November 17, 1992 of the RF and by the Resolution of the RF Government No.229 of April 5, 1993. • The Consolidated Privatization Plan was approved and first issue of LUKOIL shares was registered.

Cell: B60**Comment:** Rick Heede:

Lukoil.com 1994 • First voucher auctions for the LUKOIL shares were completed and organized trading of the Company's shares in the secondary market began. • LUKOIL acquired 10% participating interest in the exploration of the Azeri-Chirag-Gyuneshli oil field, a major one in the Azerbaijan sector of the Caspian Area.

Cell: B61**Comment:** Rick Heede:

Lukoil.com 1995 • In compliance with the Resolution of the RF Government ? 861 dated September 1, 1995 the Company's charter capital is entrusted with interests of nine oil-producing, distribution and service companies of Western Siberia, Urals and theVolga region. • American Atlantic Richfield Company (ARCO) became a major shareholder and a strategic partner of OAO LUKOIL. • LUKOIL partook in the Meleya (Egypt) and Kumkol (Kazakhstan) projects.

Cell: B62**Comment:** Rick Heede:

Lukoil.com 1996: • LUKOIL launched construction ?f its own tanker fleet. • LUKOIL placed the American Depositary Receipts (ADR) on the international stock market. • LUKOIL acquired 5% participating interest in the Shah-Deniz international project (Azerbaijan).

Cell: B63**Comment:** Rick Heede:

Lukoil.com 1997: • LUKOIL completed full consolidation of shares of its main subsidiaries. • LUKOIL placed convertible bonds on the international stock market. • LUKOIL acquired 15% participating interest in the international project on the Karachaganak oil field development (Kazakhstan). • LUKOIL and the Iraqi Oil Ministry signed the Development and Operation Contract for the second extension of the Zapadnaya Kurna oil field. • LUKOIL signed the Agreement on the exploration, development and production sharing in the D-22 offshore Block (Azerbaijan).

Cell: B64**Comment:** Rick Heede:

Lukoil.com 1998: • LUKOIL acquired the Petrotel Refinery (Romania). • LUKOIL acquired OAO Stavropolpolimer.

Cell: B65**Comment:** Rick Heede:

Lukoil.com 1999: • LUKOIL acquired OAO KomITEK . • LUKOIL acquired the Odessa Refinery (the Ukraine). • LUKOIL acquired the Saratov Petrochemical Complex. • LUKOIL acquired the Neftokhim Refinery.

Lukoil

Cell: D65

Comment: Rick Heede:

Original oil and gas production from Lukoil (2004) Analyst Databook 2004, pp. 30-36, at www.lukoil.com

Cell: I65

Comment: Rick Heede:

OGJ (2001) OGJ100 reports 166 Bcf for Lukoil in 1999, whereas Lukoil reports 137 Bcf (converted from 10.6 million cm/d).

Cell: B66

Comment: Rick Heede:

Lukoil.com 2000: • LUKOIL discovered a new oil field in the Northern Caspian. • LUKOIL acquired Getty Petroleum Marketing, Inc. (USA).

Cell: I69

Comment: Rick Heede:

Lukoil reports 200 billion cf in 2003. OGJ100 (2004) reports 126 billion cf.

Cell: D74

Comment: Rick Heede:

AR 2010 pdf pg 32, million tonnes

Cell: H75

Comment: Rick Heede:

AR 2010 pdf pg 41, production in billion cubic meters